


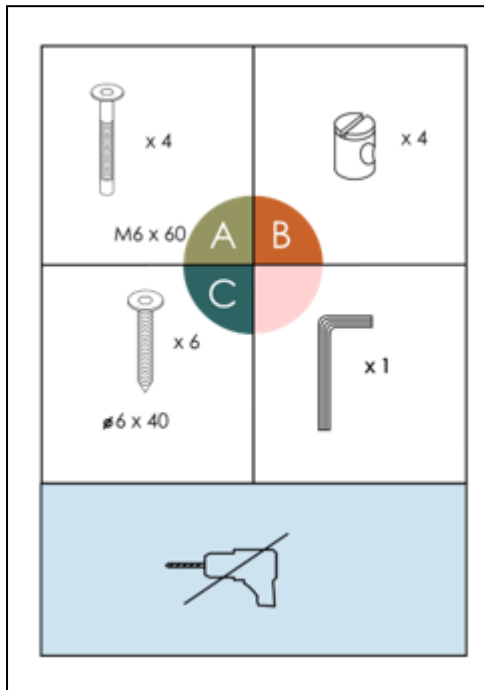
Cozy
home



Get to know us
www.somilo.eu



Assembly fixings
included in the set:



Pillow set:
3 x Back Cushion
3 x Seat Cushion

Thank you for your trust and purchase of Cozy furniture!

We respect your time! We have prepared a set of simple and clear instructions, so you can easily assemble your own furniture set.

All the necessary assembly fixings are included in the kit - you do not need any additional tools!

All this will make assembly easy and pleasant!
Good luck!

Wood care:

Thanks to the use of the highest quality varnishes and Impregnation furniture will retain its aesthetic appearance and properties for several years without the need for maintenance.

To clean the furniture - wipe its surface gently with a damp cloth and a detergent specifically designed for wood care .

Cleaning the cushions:

The cushions are made of extremely durable upholstery fabric, which is resistant to dirt. If there is a need to refresh the cushion, wipe the material clean with a damp cloth, and then wipe dry with a clean cloth.

In case of heavy soiling - remove the cover and wash in the washing machine at 30° Celsius.

WARNING

Use the furniture as intended. Do not sit on the armrest or backrest. Do not jump on the seat. Protect the furniture and cushions from prolonged direct exposure to sunlight and damp.

Protect the cushions from getting completely wet.

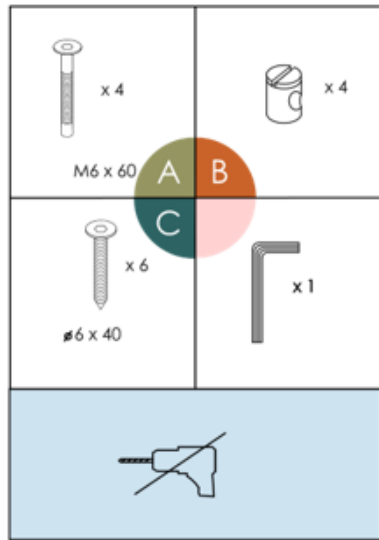
Guidance:

Furniture should be assembled on the floor, protect the furniture by covering the area with a soft material.

Read the terms and conditions attached to the manual or available on the www.somilo.eu website

Furniture storage:

After the season, furniture and cushions should be stored in a dry and damp free area.



Protect the surface on which you will assemble the furniture with soft material to avoid damage and scratches.

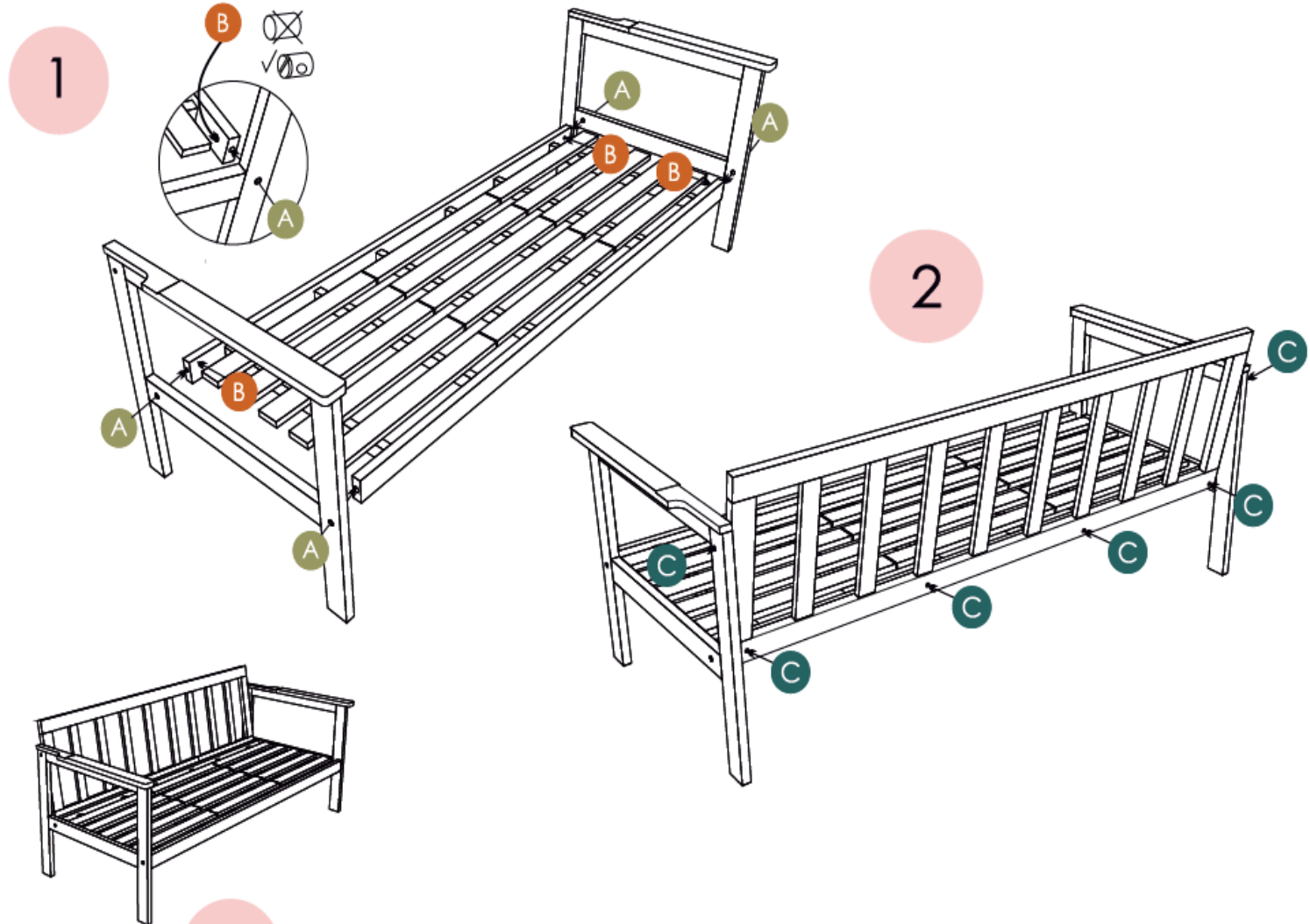
- 1 Install the Armrests
- 2 Carefully place the backrest between the armrests and align the screw holes so they are centered, then place and tighten the screws.

Now you can enjoy the Cozy Home armchair in your garden, home, terrace and balcony.
Discover the other models in the Cozy home collection!



www.somilo.eu

Cozy home



gotowe!

SOMILO



Care Instructions

1. Furniture should be used in accordance with the designed structure and intended use. Furniture should be assembled in accordance with the attached assembly instructions using the indicated tools. Upholstered furniture available on www.somilo.eu such as: sofas, chairs, armchairs, corner sofas, etc.
2. Do not use sharp tools when opening the package, as this may damage the upholstery of the furniture and may scratch the varnish on the wooden parts. Furniture should be assembled on a surface protected with a soft material to avoid damage and scratches.
3. As a result of transport, folds and creases may occur on the upholstery parts of the furniture after unpacking, which can be corrected by manual manipulation.
4. The furniture should stand on a dry and level surface.
5. Furniture that has been assembled with screws and bolts should be regularly checked for loosening; if this is found, they should be tightened immediately using the tools recommended by the furniture manufacturer.
6. As a result of the use of the Furniture, permanent changes in the appearance of the upholstery may occur, such as: wrinkles and folds are a typical phenomenon characterizing a specific material.
7. As a result of the use of the Furniture, the upholstery cushions may form folds and creases, and changes in the filling and comfort of the seat. These are a natural effect and should be considered as typical features of a given product that are not subject to complaint.
8. Furniture should be cleaned and maintained regularly to maintain good appearance, lack of maintenance can contribute to permanent dirt.
9. To clean and maintain the surface of the Furniture, do not use cleaning items that have a rough and abrasive texture and agents containing chemical compounds that damage the varnish coating of the Furniture. It is forbidden to use any substances that react aggressively with varnished and upholstered surfaces of furniture (e.g. acids, dyes, removers, etc.).
10. To clean and maintain the furniture, use a soft cloth, or a soft clothes brush, or vacuum with an upholstery attachment. In the case of light dirt, gently wipe the cloth with a damp cloth, then DRY the cloth. In the case of more serious dirt, it is possible to wash the sea covers in a washing machine at 30° Celsius.
11. During the cleaning and maintenance of the Furniture, it is necessary to avoid strong friction of the surface of the Furniture.
12. Lacquered surfaces should be protected from scratches and dents.
13. Avoid direct contact with sharp edges or sharp implements.
14. Indoor furniture is designed for use in closed, dry rooms with efficient ventilation.
15. Furniture intended for outdoor use should be protected from direct sunlight/UV radiation, protected from precipitation (rain, snow, hail) and water deposition (dew and frost).
16. Do not allow furniture and upholstered elements to get completely wet.
17. Furniture should not be placed on wet surfaces, or surfaces that absorb moisture and water.
18. It is not recommended to place the Furniture directly on damp soil or grass.
19. Outdoor furniture should be stored in a dry, damp free area after the season, protect against the accumulation of dust with a cover; dust and dirt buildup could damage the paint coating.
20. Furniture should not be placed next to direct heat sources, eg: less than 1m from hot radiators, stoves, firepits and BBQs, or on a floor with underfloor heating, or next to an air-conditioning unit.
21. Do not place hot objects directly on the surface of the furniture, use a heat resistant mat stand.
22. Furniture should not come into contact with liquids. In case of contact with liquid, wipe immediately and allow to dry completely.
23. Do not sit, stand lean or jump on the armrests, the edges of backrests or edges of the seat cushions.
24. Moving the Furniture: Furniture should be moved without any additional weight. Note: By dragging, pulling or pushing the furniture Furniture, there may be permanent damage to the surface on which it is located. When moving the Furniture, grasp the rigid elements of the supporting structure from underneath. When moving a piece of furniture, do not hold it by its upholstery or loose parts.

Get to know us!

www.somilo.eu

